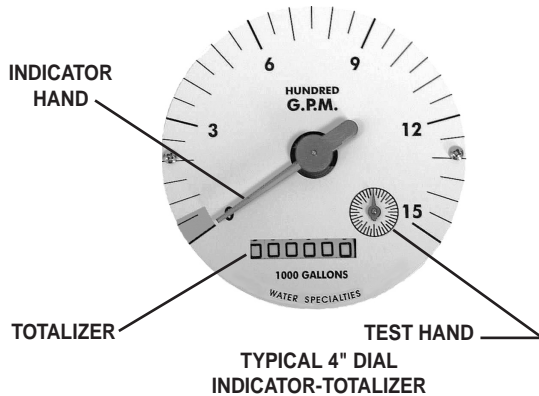




MODEL TR12-2
 INDICATOR - TOTALIZER - TRANSMITTER
 ONE CONTACT PER TOTALIZER HAND REVOLUTION
 2-WIRE CIRCUIT



DESCRIPTION

MODEL TR12-2 INDICATOR-TOTALIZER-TRANSMITTERS provide an instantaneous flow rate indication, a totalization of flow volume and a pulse rate output signal of one contact per totalizer hand revolution when mounted on any of our propeller meters. The unit features a durable magnetically actuated reed switch.

INSTALLATION is normally made at the factory when the meter is assembled, but installation may be made in the field by removing the standard totalizer assembly and attaching the indicator-totalizer-transmitter to the meter head. The unit is furnished complete with all screws and o-rings necessary for installation.

CONSTRUCTION of the indicator-totalizer-transmitter features a o-ring sealed housing conforming to NEMA 4X standards.

INDICATOR-TOTALIZER is mechanically driven by the meter mechanism and features a full 4" diameter, 250 degree sweep dial with a six digit, straight reading type totalizer and sweep test hand. The indicator drive mechanism is temperature compensated so the indicator will be accurate at all points on the dial when operated between 32° and 140° F. The indicator dial can be furnished in GPM, CFS, MGD or any standard liquid measuring units with choice of standard totalizer measuring units. The bonnet, with padlock hasp, is o-ring sealed to the meter head.

TRANSMITTER utilizes a long life magnetically actuated reed switch. The pulse rate output is one contact per totalizer hand revolution, for use with a remote totalizer (i.e. IN16). A two-lead shielded cable, four feet long, is furnished with each transmitter.

O-RING SEALS are used at all points where seals are required, making the indicator-totalizer-transmitter mechanism completely immune to any of the corrosive effects of atmospheric moisture or the liquids measured by the meter assembly.

SPECIFICATIONS

ACCURACY Plus or minus 2.0% within the range specified for each meter size.

TEMPERATURE RANGE 140° F Maximum. Consult factory for special construction for higher temperatures.

FLOW RANGE Acceptable for each indicator-totalizer-transmitter unit is the same as that for the meter to which the unit mounts.

OUTPUT SIGNAL Pulse rate: one contact per revolution of totalizer sweep hand. Maximum pulse transmission distance: 1,000 ft.

SWITCH RATING

Contact rating	10 watts
Switching voltage	200 VDC-Max.
Switching current	0.5 Amp.-Max.
Carry current	1.2 Amp. Max.
Initial contact resistance	.100 Ohms-Max.
Capacitance	0.2 Picofarads-typ.

NOTE: Switch contact normally open.

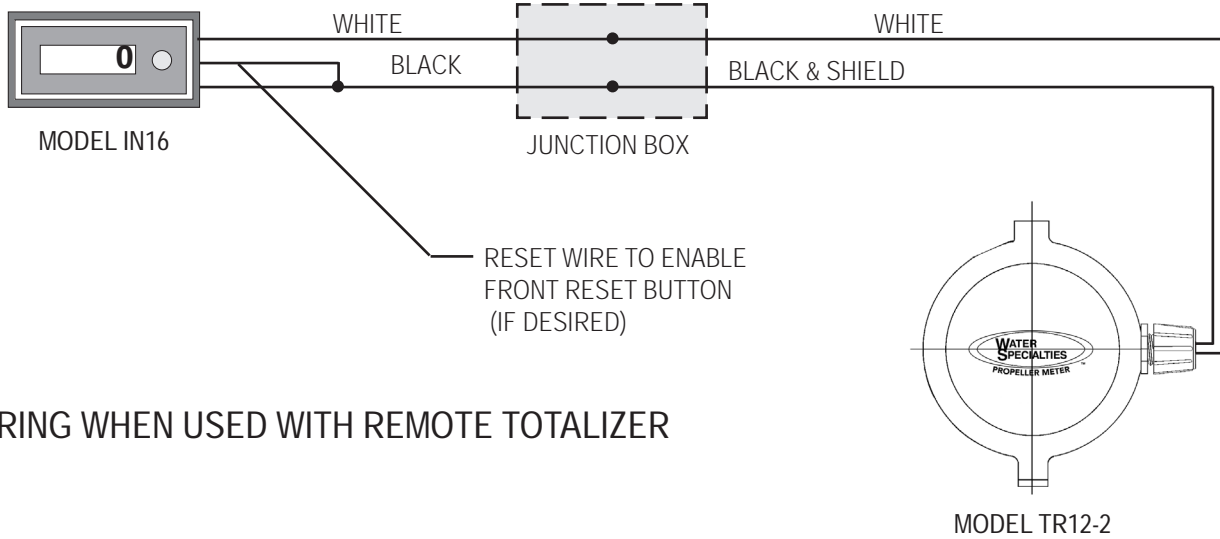
MATERIALS Used in construction are chosen for their durability and immunity to the corrosive effects of atmospheric moisture and the liquids measured by the meter assembly.

SHIPPING WEIGHT 4 pounds.

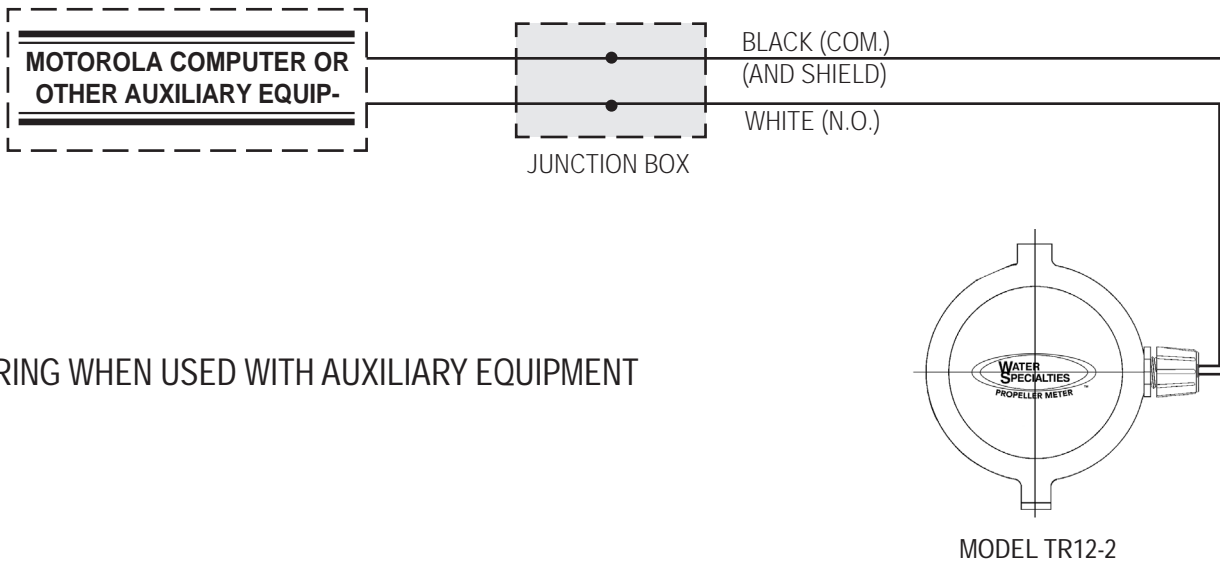
OPTIONAL EQUIPMENT Switches rated for various applications. Consult factory for special application.

ORDERING INFO Must be specified by the customer and includes:
 Serial number of meter unit is to be mounted,
 Change gears and type of dial on unit that is going to be replaced
 Indicator dial units
 Totalizer units

MODEL TR12-2
INDICATOR - TOTALIZER - TRANSMITTER
ONE CONTACT PER TOTALIZER HAND REVOLUTION
2 - WIRE CIRCUIT



WIRING WHEN USED WITH REMOTE TOTALIZER



WIRING WHEN USED WITH AUXILIARY EQUIPMENT